

# Global Gender Gap Report 2021: Kenya's Performance

13/04/2021

By Darmi Jattani & Fiona Okadia



# Outline

- ❖ Introduction and dimensions of the report.
- ❖ Global highlights
- ❖ Kenya's performance
- ❖ Kenya's performance against other EA countries
- ❖ Conclusion



# Methodology

- The Dimensions Examined In The Report

Dimensions Of The Report	Areas examined
Economic participation and opportunity	<ul style="list-style-type: none"><li>• Labor participation rate</li><li>• Wage equality for similar work</li><li>• Estimated earned income</li><li>• Number of legislators, senior officers and managers</li><li>• Professional and technical workers</li></ul>
Political empowerment	<ul style="list-style-type: none"><li>• Women in parliament</li><li>• Women in ministerial positions</li><li>• Years with a female or male head of state</li></ul>
Health and survival	<ul style="list-style-type: none"><li>• Life expectancy</li><li>• Sex ratio at birth</li></ul>
Education attainment	<ul style="list-style-type: none"><li>• Literacy rate.</li><li>• Enrolment in primary, secondary and tertiary level.</li></ul>

- Score: 0 to 1, with 0 being the lowest inequality while 1 being the highest equality.



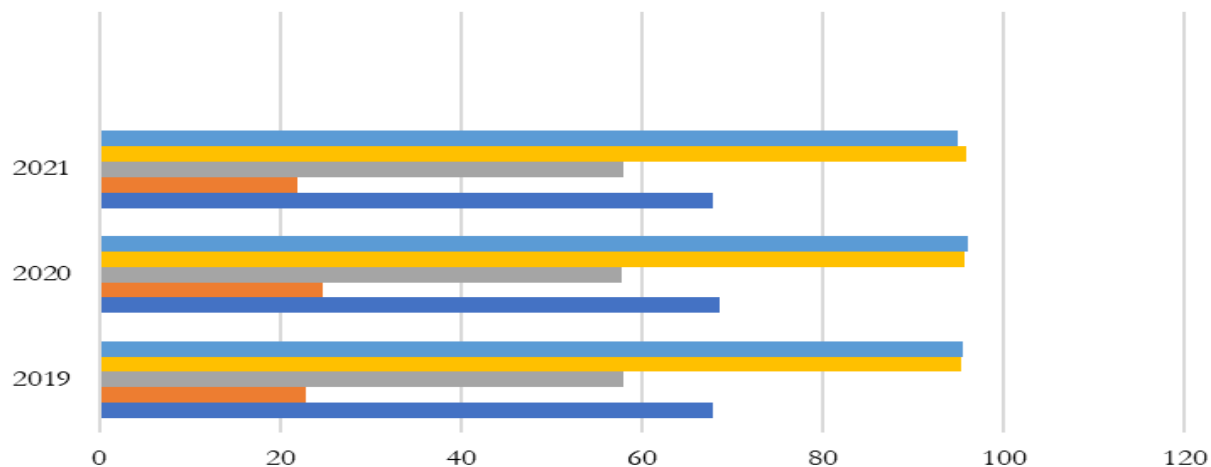
# Global Gender Gap Index 2021 Rankings

Rank	Country	Closed Gender Gap to Date
1	Iceland	89.2%
2	Finland	86.1%
3	Norway	84.9%
4	New Zealand	84.0%
5	Sweden	82.3%
95	Kenya	69.2%
152	Syria	56.8%
153	Pakistan	55.6%
154	Iraq	53.5%
155	Yemen	49.2%
156	Afghanistan	44.4%

Source: The Global Gender Gap Index 2021



# The State of Gender Gaps, By Sub Index in Percentages



	2019	2020	2021
■ Educational Attainment	95.6	96.1	95
■ Health and Survival	95.4	95.7	96
■ Economic Participation	58.1	57.8	58
■ Political Participation	22.9	24.7	22
■ Global Gender Gap Index	68	68.6	68

■ Educational Attainment   
 ■ Health and Survival   
 ■ Economic Participation  
■ Political Participation   
 ■ Global Gender Gap Index

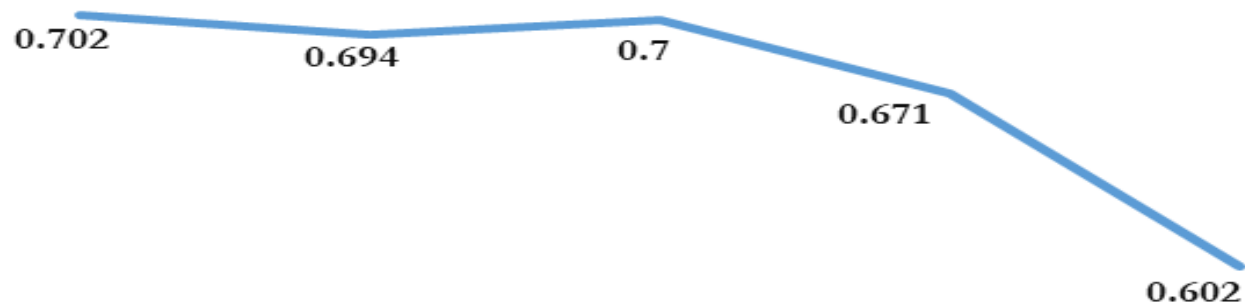


# Impact of Covid-19 on Gender Gaps in the Sub Indexes

Sub-Index	Areas Affected
Economic participation and opportunity	<ul style="list-style-type: none"><li>• Employment.</li><li>• Levels of income.</li></ul>
Political empowerment	<ul style="list-style-type: none"><li>• Future voting patterns.</li></ul>
Health and survival	<ul style="list-style-type: none"><li>• Hospital capacity.</li></ul>
Education attainment	<ul style="list-style-type: none"><li>• Increase in the number of child marriages, and teenage pregnancies. These factors play a role in the education attainment of girls.</li></ul>



# Kenya's Performance



2017                      2018                      2019                      2020                      2021

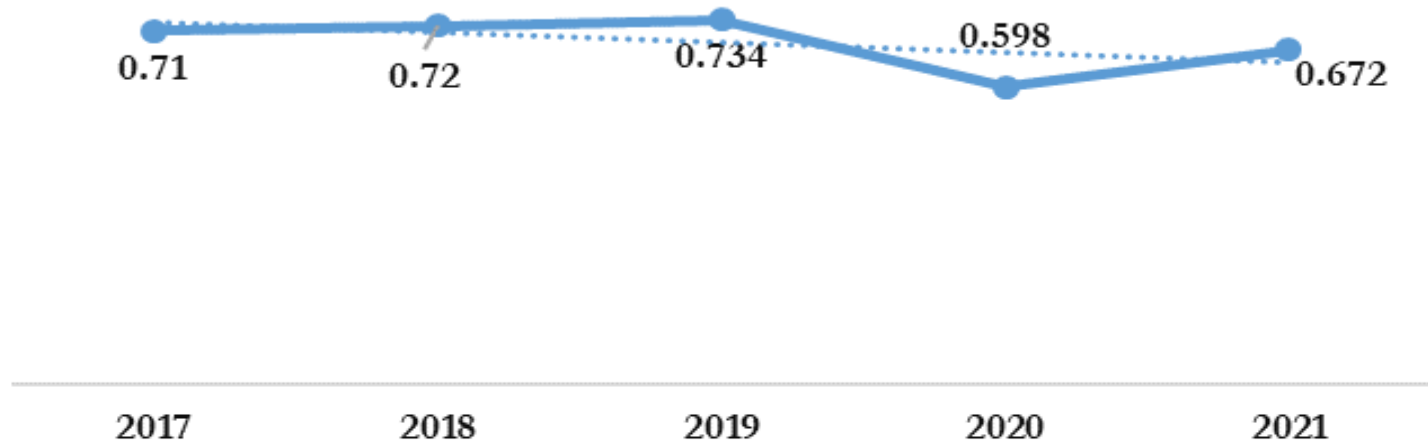
## Overall rank

2017	2018	2019	2020	2021
63	76	76	109	95



Global Gender Gap Report (different publications)

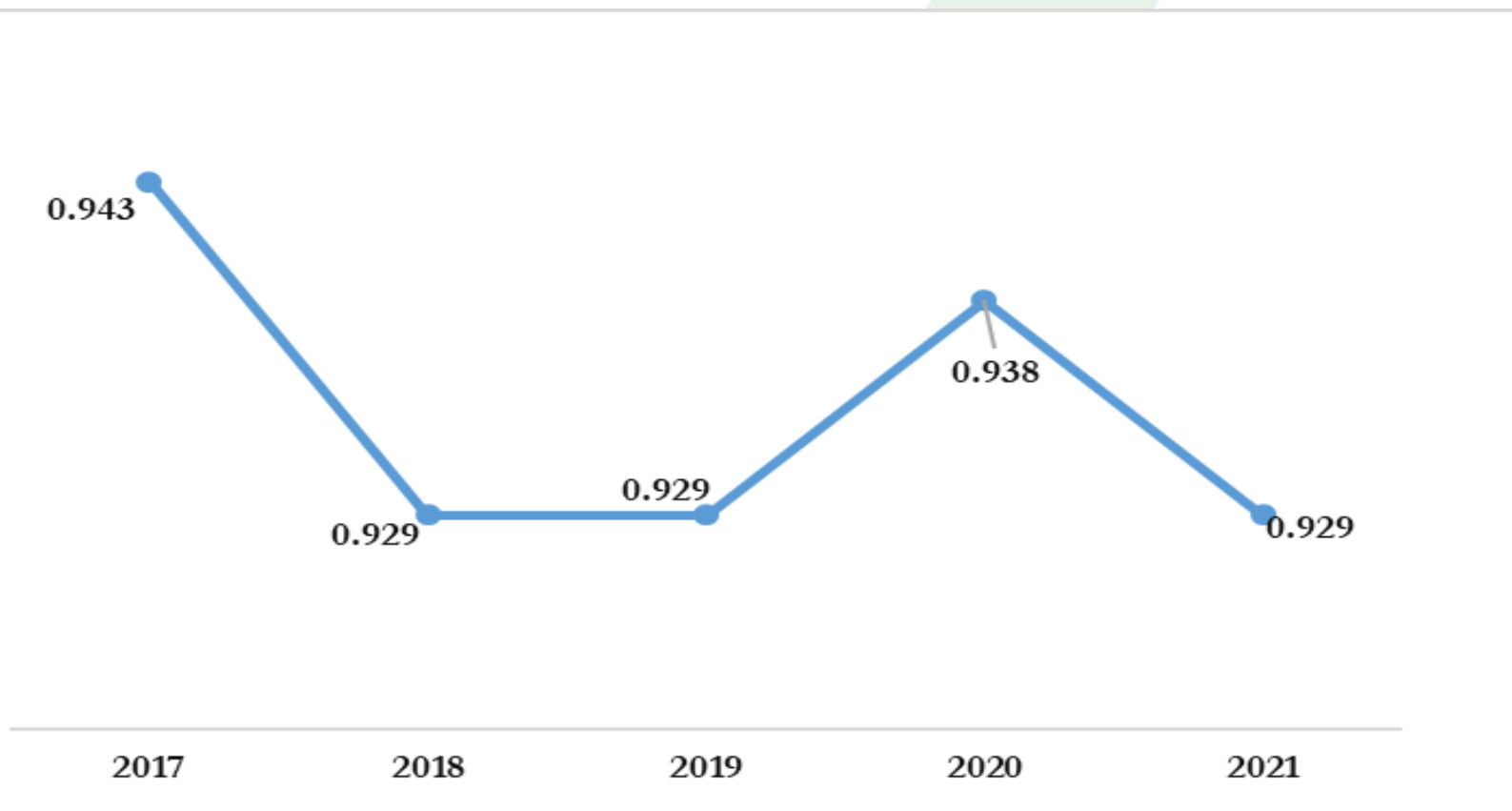
# Economic Participation and Opportunity



Global Gender Gap Report (different publications)

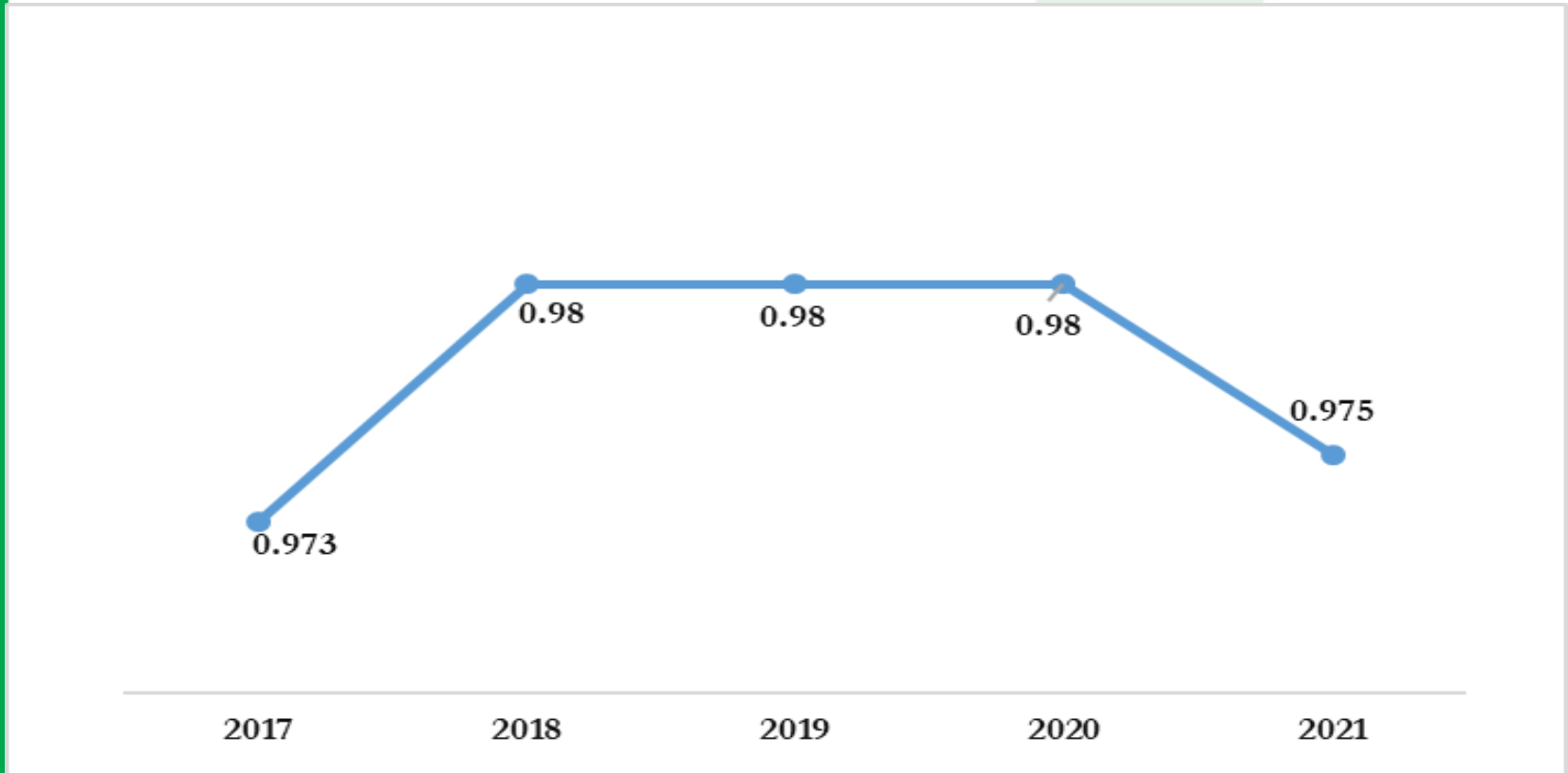


# Educational Attainment



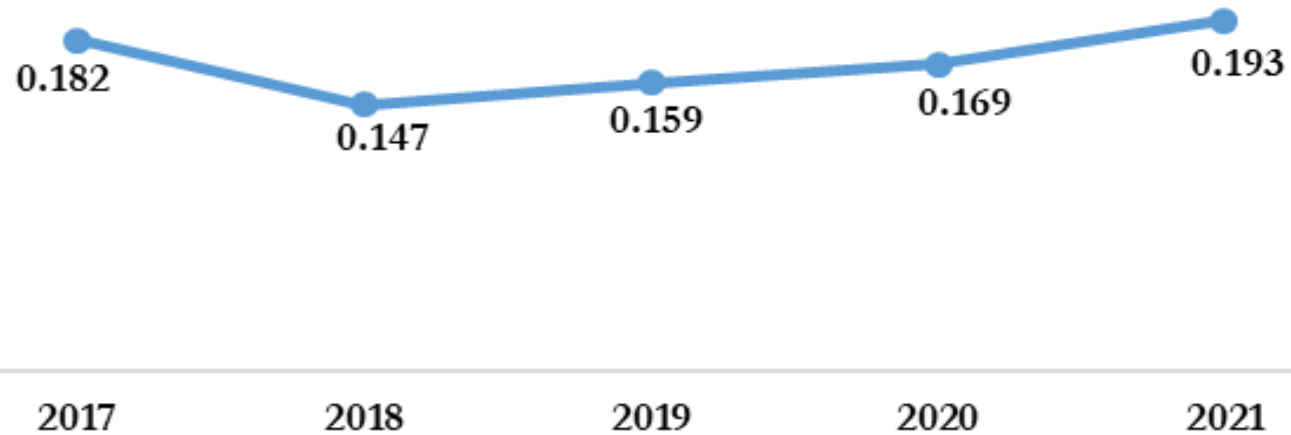
Global Gender Gap Report (different publications)

# Health and Survival



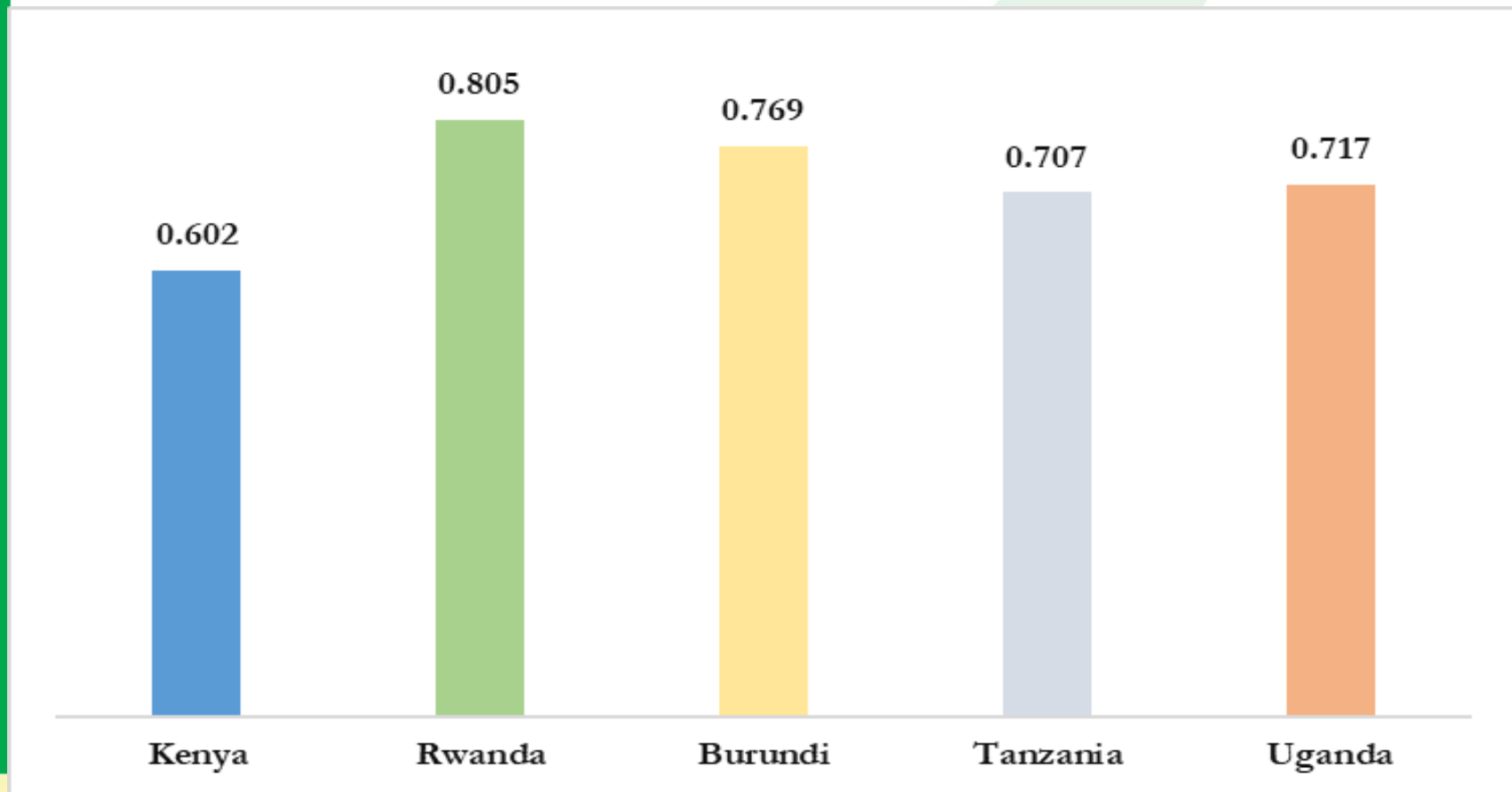
Global Gender Gap Report (different publications)

# Political Empowerment



Global Gender Gap Report (different publications)

# Kenya's performance against other East African Countries



Global Gender Gap Report (different publications)

# Lessons

- ❖ Innovative sourcing of data and new measures to track gender gaps-LinkedIn and Ipsos
- ❖ Policy language-Gender equality vs women empowerment
- ❖ Gender parity should be targeted across all sectors-one low score, affects the overall score
- ❖ Pandemics increase/make gender inequality salient



# Conclusion

- ❖ Kenya ranks first in enrolment in primary education-FPE
- ❖ Health and survival- sex ratio at birth-Kenya ranked first
- ❖ Linda Mama Initiative
- ❖ Political empowerment- Strict implementation of the 2/3 gender rule

